


# TCD DETECTOR

## Installation



R

Notes:

1. FOR OPTIONS WITH TRANSFER LINE ONLY.

**NOTE:**  
SEE PAGE 3  
FOR PWA  
CONNECTION

**NOTE:**  
TOP OF THE COLUMN  
OVEN, CUT AWAY FOR CLARITY

**NOTE:**  
SEE MOTHER  
BD. FOR HTR.  
PROBE CONN.

**SEE NOTE 1**  
(FOR REF. ONLY)  
CONNECTION TO  
FID

28-693995-00  
FERRULE, 1/8" SST

28-693998-00  
FERRULE, BACK, 1/8", SST

28-693989-00  
NUT, 1/8" SST

28-694201-00  
ADAPTER, 1/16" TO 1/8"

**DETAIL 'A'**

12-901163-00  
SCREW, 4EA

03-925607-01  
ASSY., TCD AND OVEN, 120V

03-925607-02  
ASSY., TCD AND OVEN, 230V

03-925607-03  
ASSY., TCD AND OVEN, 101V

03-925607-11  
ASSY., TCD AND OVEN, W/  
TRANSFER LINE 120V

03-925607-12  
ASSY., TCD AND OVEN, W/  
TRANSFER LINE 220V


03-925607-13  
ASSY., TCD AND OVEN, W/  
TRANSFER LINE 101V

14-312008-00  
WASHER, EXT. #8 4EA.

12-222008-05  
SCREW, 4EA

**SEE DETAIL 'A'**

03-917145-09  
TRANSFER LINE



03-925037-01  
ASSY., TCD, PCB




**CONNECTION TO TCD PWA**

[CLICK HERE FOR PROBE CONNECTION TO J7 ON MAIN BD.](#)

[CLICK HERE FOR HEATER CONNECTION J41 ON POWER BOARD](#)

**TCD PWA INSTALLATION**

**NOTE:** POSITION & ROUTING OF CABLE AND TIES NOT NESS. AS SHOWN. DRESS CABLE W/ QTY. NEEDED USING AVAILABLE SPACE.



22-300001-00  
CLAMP, CABLE , STANDOFF